

MENATONE'S THE KING.

POWER: 9V battery or 9V power supply not exceeding 200ma, battery access is through the four screws on the back plate

POWER ADAPTER: Negative Center - Positive Ring

After many years of repairing damage from mediocre power supplies, Menatone now only recommends

Voodoo Labs Pedal Power supplies.

Use all other supplies at your own risk!

This pedal is internally voltage doubled, use only 9v power supply and daisy chaining is not recommended!

CONTROLS:

GAIN: adjusts the overall gain in the preamp

DRIVE: sets the character of the distortion.

set low for vintage '60s gain, middle settings will yield more '70s bark, and high settings will get you huge modern levels of gain.

MID: think of this as an overactive mid control, from 0-5 it acts as a normal amp midrange, from 5-10 it bypasses the EQ for a flatter response

H1: this increases and decreases the treble frequencies

LO: sets the tightness of the low end. turn past noon for a woollier fatter tone, turn below noon for a tighter more modern sound

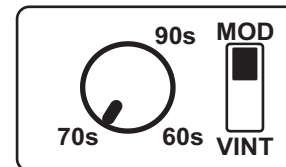
The King of the Britains has a lot of gain, it may oscillate at higher gain levels.

**There are no "right" or "wrong" settings...
Let your ears tell you what works for you!**

SAMPLE SETTINGS

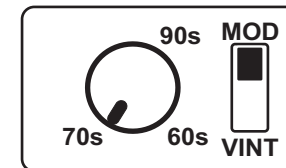
These are only a starting point, experiment, there are no right or wrong settings

70's Super Lead



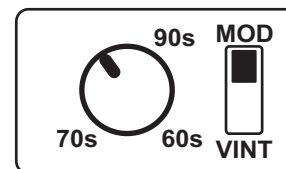
Drive - set low

JCM800



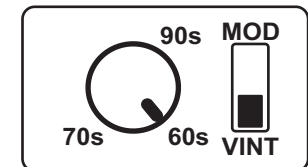
Drive - noon

German Modern



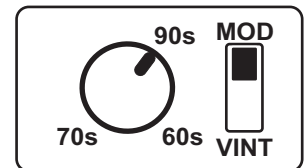
Drive - Noon to Full

60's Blues Breaker



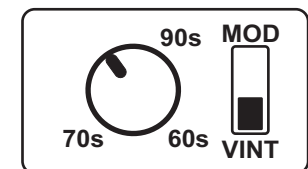
Drive - set low

Recto/SLO



Drive - Full

90's Virtuoso



Drive - Noon to Full



AMP MATCH

These switches offer different levels of treble cut. Both off is the brightest setting. Factory setting is switch 2 on.